



Julius Bär

Report as of 1.7.2021

AMC on the North American Growth Stocks Basket

Product Description and Investment Process

Julius Baer Actively Managed Certificates are financial instruments which allow the investor to fully participate in the positive performance of the Underlying, but which also reflect the development of the Underlying if its performance is negative. The AMC on the North American Growth Stocks is an actively managed portfolio of equities, which is based on investment advice and recommendation by Belvalor AG. The certificate actively invests in a concentrated portfolio of North American equities consisting of 10 to 30 stocks. The focus is on Growth stocks which are selected by Belvalor's investment criterias Quality, Valuation, Momentum. The stock selection process is supported by fundamental research which is based on analysis of a leading brokerage house with a dedicated focus on Growth stocks as well as numerous other research sources. Investment decisions are in the responsibility of the Advisor. The portfolio is regularly reviewed and rebalanced. For risk management and performance purposes futures as well as structured products may be applied.

Performance Report Delta One Trading

Structured Products

Telephone:
+41 (0) 58 888 8181

derivatives@juliusbaer.com
derivatives.juliusbaer.com

Bank Julius Baer & Co. Ltd

Bahnhofstrasse 36
P.O. Box
CH-8010 Zurich
Telephone:
+41 (0) 58 888 1111
Fax:
+41 (0) 58 888 1122

SSPA Swiss Derivative

Map™
Tracker Certificate (1300)

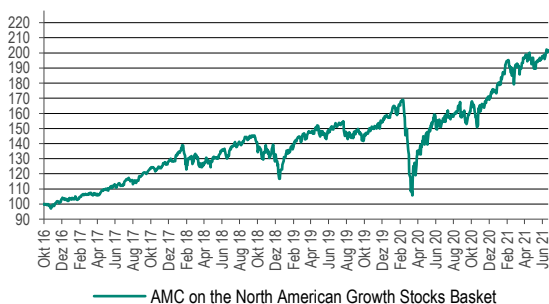
Terms

Issuer	Bank Julius Baer & Co. Ltd, Zürich
Sponsor	Bank Julius Baer & Co. Ltd, Zürich
Advisor	Belvalor AG, Zurich
ISIN / Valor	CH0328363905 / 32836390
Net Proceeds	reinvested

Facts

Bid / Ask	200.2 / 201.2
Currency	USD
Issue Date	11.10.2016
Fees	0.50%
Number of Holdings	29
Total Net Assets	USD 20.98 m

Historical Performance Chart



Performance

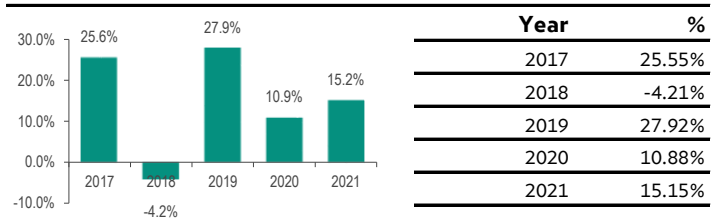
Time	%	Time	Price
1 month	2.77%	52 week high	205.05
3 months	3.72%	52 week low	149.05
1 year	31.27%	lifetime high	202.25
since launch	100.65%	lifetime low	96.95
year to date	15.15%		

The content does not constitute a solicitation or offer and is indicative only.
Please find important legal information at the end of this document.

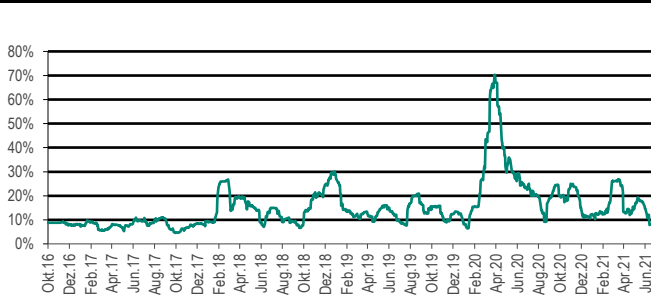
Top 5 - Largest Holdings

Ticker	%	Last Price	Currency
MCO US	4.45%	362.37	USD
ENS US	4.39%	97.73	USD
XOP US	4.37%	96.69	USD
MSFT US	4.14%	270.90	USD
GOOGL US	4.03%	2'441.79	USD

Calendar Year Performance



Historical Volatility Chart




Performance Outlier

Time	max. loss	Time	max. gain
1 month	-37.44%	1 month	31.87%
3 months	-33.18%	3 months	46.05%
1 year	-27.29%	1 year	78.96%


Volatility

Time	Time
52 week low	7.80%
52 week high	26.92%

Sector



Currency



5 - Best Performing (since inception)

Ticker	%	Last Price	Currency
MSFT US	373.19%	270.9	USD
MCO US	222.68%	362.37	USD
GOOGL US	201.31%	2441.79	USD
AMZN US	83.08%	3440.16	USD
ADS US	46.00%	104.19	USD

5 - Worst Performing (since inception)

Ticker	%	Last Price	Currency
QDEL US	-34.38%	128.12	USD
EXEL US	-26.54%	18.22	USD
CTXS US	-15.51%	117.27	USD
BABA US	-14.55%	226.78	USD
TDOC US	-7.64%	166.29	USD

Holdings

ISIN	Ticker	Name	Currency	Weight	Shs/Cert	Asset Class
US6153691059	MCO US	MOODY'S CORP	USD	4.45%	0.024740	Equities
US29275Y1029	ENS US	ENERSYS	USD	4.39%	0.090477	Equities
US78468R5569	XOP US	SPDR S&P OIL & GAS EXP & PR	USD	4.37%	0.091078	Equities
US5949181045	MSFT US	MICROSOFT CORP	USD	4.14%	0.030798	Equities
US02079K3059	GOOGL US	ALPHABET INC-CL A	USD	4.03%	0.003331	Equities
US73278L1052	POOL US	POOL CORP	USD	3.97%	0.017471	Equities
US6200763075	MSI US	MOTOROLA SOLUTIONS INC	USD	3.93%	0.036570	Equities
US74838J1016	QDEL US	QUIDEL CORP	USD	3.78%	0.059490	Equities
US5738741041	MRVL US	MARVELL TECHNOLOGY INC	USD	3.71%	0.128214	Equities
IE0005711209	ICLR US	ICON PLC	USD	3.71%	0.036155	Equities
US69753M1053	PLMR US	PALOMAR HOLDINGS INC	USD	3.64%	0.097280	Equities
US57636Q1040	MA US	MASTERCARD INC - A	USD	3.63%	0.020050	Equities
US78409V1044	SPGI US	S&P GLOBAL INC	USD	3.61%	0.017745	Equities
US9898171015	ZUMZ US	ZUMIEZ INC	USD	3.60%	0.148010	Equities
US0231351067	AMZN US	AMAZON.COM INC	USD	3.56%	0.002088	Equities
US4364401012	HOLX US	HOLOGIC INC	USD	3.44%	0.103863	Equities
US1773761002	CTXS US	CITRIX SYSTEMS INC	USD	3.35%	0.057606	Equities
US98138H1014	WDAY US	WORKDAY INC-CLASS A	USD	3.13%	0.026402	Equities
US0185811082	ADS US	ALLIANCE DATA SYSTEMS CORP	USD	3.11%	0.060122	Equities
US01609W1027	BABA US	ALIBABA GROUP HOLDING-SP ADR	USD	3.10%	0.027596	Equities
US87918A1051	TDOC US	TELADOC HEALTH INC	USD	3.05%	0.036930	Equities
US5270641096	LESL US	LESLIE'S INC	USD	3.04%	0.223257	Equities
US2788651006	ECL US	ECOLAB INC	USD	3.04%	0.029776	Equities
US92826C8394	V US	VISA INC-CLASS A SHARES	USD	3.01%	0.025972	Equities
US1101221083	BMJ US	BRISTOL-MYERS SQUIBB CO	USD	2.93%	0.088286	Equities
US45337C1027	INCY US	INCYTE CORP	USD	2.92%	0.070008	Equities
US5535301064	MSM US	MSC INDUSTRIAL DIRECT CO-A	USD	2.91%	0.065478	Equities
US30161Q1040	EXEL US	EXELIXIS INC	USD	2.84%	0.314244	Equities
Cash USD	USD	Cash USD	USD	1.61%	3.251341	Money Market

The content does not constitute a solicitation or offer and is indicative only.
Please find important legal information at the end of this document.

Important legal information

This statement shall be deemed correct and approved unless the Bank receives written notification of disagreement within four weeks from the date of dispatch.

This publication constitutes marketing material and is not the result of independent financial research. Therefore the legal requirements regarding the independence of financial research do not apply. The information and opinions expressed in this publication were produced by Bank Julius Baer & Co. Ltd., Zurich, as of the date of writing and are subject to change without notice. This publication is intended for information purposes only and does not constitute an offer, a recommendation or an invitation by, or on behalf of, Julius Baer to make any investments. Opinions and comments of the authors reflect their current views, but not necessarily of other Julius Baer entities or any other third party. Entities within the Julius Baer Group provide advice which is not considered 'independent' within the meaning given to that term by EU Directive 2014 / 65 / EU on markets in financial instruments (known as MiFID II). Services and/or products mentioned in this publication may not be suitable for all recipients (i.e. retail clients) and may not be available in all countries. Clients of Julius Baer are kindly requested to get in touch with the local Julius Baer entity in order to be informed about the services and/or products available in such country. This publication has been prepared without taking account of the objectives, financial situation or needs of any particular investor. Before entering into any transaction, investors should consider the suitability of the transaction to individual circumstances and objectives. Any investment or trading or other decision should only be made by the client after a thorough reading of the relevant product term sheet, subscription agreement, information memorandum, prospectus or other offering document relating to the issue of the securities or other financial instruments. Nothing in this publication constitutes investment, legal, accounting or tax advice, or a representation that any investment or strategy is suitable or appropriate for individual circumstances, or otherwise constitutes a personal recommendation for any specific investor. Julius Baer recommends that investors independently assess, with a professional advisor, the specific financial risks as well as legal, regulatory, credit, tax and accounting consequences. Past performance is not a reliable indicator of future results. Performance forecasts are not a reliable indicator of future performance. The investor may not get back the amount invested. Although the information and data herein are obtained from sources believed to be reliable, no representation is made that the information is accurate or complete. Bank Julius Baer & Co. Ltd., Zurich, its subsidiaries and affiliated companies do not accept liability for any loss arising from the use of this publication. This publication may only be distributed in countries where its distribution is legally permitted. This publication is not directed to any person in any jurisdiction where (by reason of that person's nationality, residence or otherwise) such publications are prohibited.

Bank Julius Baer & Co. Ltd., Zurich is authorised and regulated by the Swiss Financial Market Supervisory Authority FINMA, its subsidiaries and affiliated companies are duly licenced and regulated by the local authorities. This publication has not been reviewed or approved by any regulatory authority. Further information can be obtained from the local entity or be found at www.juliusbaer.com.

Actively Managed Certificates (AMCs) are complex financial products which involve a high degree of risk. They are intended exclusively for investors who have the knowledge and experience necessary to understand all risks and merits involved. AMCs are not comparable with conventional debts or equity securities and will not be covered by any financial compensation or insurance scheme. In particular, the AMC does not constitute a participation in a collective investment scheme. It constitutes a direct, unconditional, unsecured and unsubordinated obligation of the issuer. The product's value is not only dependent on the development of the underlying(s), but also on the credit-worthiness of the issuer. As AMCs may be denominated in another currency than the one of the investor's home member state, fluctuations in exchange rates may adversely affect the market value of the product. AMCs were not registered with the local regulator and are not publicly distributable outside of Switzerland. Not all the risks and merits associated with an AMC can be disclosed in this publication. Therefore, potential investors should consult the entire product documentation related to the specific issuance before making any investment decision. The documentation can be obtained free of charge from your relationship manager or be requested at derivatives@juliusbaer.com. Bank Julius Baer & Co. Ltd. makes no representation as to the suitability or appropriateness of the product for any particular investor.

United States: NEITHER THIS PUBLICATION NOR ANY COPY THEREOF MAY BE SENT, TAKEN INTO OR DISTRIBUTED IN THE UNITED STATES OR TO ANY US PERSON.

This publication may contain information obtained from third parties, including ratings from rating agencies such as Standard & Poor's, Moody's, Fitch and other similar rating agencies. Reproduction and distribution of third-party content in any form is prohibited except with the prior written permission of the related third-party. Third-party content providers do not guarantee the accuracy, completeness, timeliness or availability of any information, including ratings, and are not responsible for any errors or omissions (negligent or otherwise), regardless of the cause, or for the results obtained from the use of such content. Third-party content providers give no express or implied warranties, including, but not limited to, any warranties of merchantability or fitness for a particular purpose or use. Third-party content providers shall not be liable for any direct, indirect, incidental, exemplary, compensatory, punitive, special or consequential damages, costs, expenses, legal fees, or losses (including lost income or profits and opportunity costs) in connection with any use of their content, including ratings. Credit ratings are statements of opinions and are not statements of fact or recommendations to purchase, hold or sell securities. They do not address the market value of securities or the suitability of securities for investment purposes, and should not be relied on as investment advice.