



# Julius Bär

Report as of 1.1.2019

## AMC on the North American Growth Stocks Basket

### Product Description and Investment Process

Julius Baer Actively Managed Certificates are financial instruments which allow the investor to fully participate in the positive performance of the Underlying, but which also reflect the development of the Underlying if its performance is negative. The AMC on the North American Growth Stocks is an actively managed portfolio of equities, which is based on investment advice and recommendation by Belvalor AG. The certificate actively invests in a concentrated portfolio of North American equities consisting of 10 to 30 stocks. The focus is on Growth stocks which are selected by Belvalor's investment criteria Quality, Valuation, Momentum. The stock selection process is supported by fundamental research which is based on analysis of a leading brokerage house with a dedicated focus on Growth stocks as well as numerous other research sources. Investment decisions are in the responsibility of the Advisor. The portfolio is regularly reviewed and rebalanced. For risk management and performance purposes futures as well as structured products may be applied.

### Performance Report Delta One Trading

#### Structured Products

Telephone:  
+41 (0) 58 888 8181

derivatives@juliusbaer.com  
derivatives.juliusbaer.com

#### Bank Julius Baer & Co. Ltd

Bahnhofstrasse 36  
P.O. Box  
CH-8010 Zurich  
Telephone:  
+41 (0) 58 888 1111  
Fax:  
+41 (0) 58 888 1122

#### SSPA Swiss Derivative

Map™  
Tracker Certificate (1300)

### Terms

Issuer	Bank Julius Baer & Co. Ltd, Zürich
Sponsor	Bank Julius Baer & Co. Ltd, Zürich
Advisor	Belvalor AG, Zurich
ISIN / Valor	CH0328363905 / 32836390
Net Proceeds	reinvested

### Facts

Bid / Ask	122.6 / 123.1
Currency	USD
Issue Date	11.10.2016
Fees	0.50%
Number of Holdings	28
Total Net Assets	USD 17.51 m

### Historical Performance Chart



— AMC on the North American Growth Stocks Basket

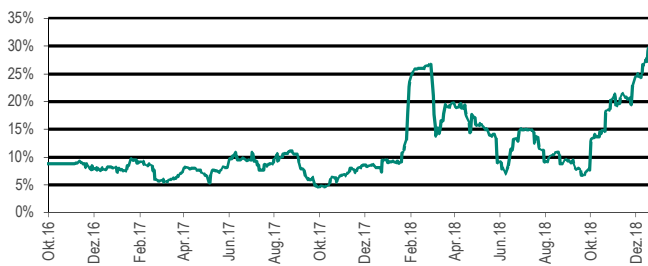
### Performance

Time	%	Time	Price
1 month	-10.36%	52 week high	145.15
3 months	-15.42%	52 week low	116.75
1 year	-4.21%	lifetime high	145.35
since launch	22.85%	lifetime low	96.95
year to date	0.00%		

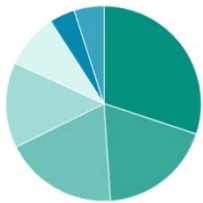
## Top 5 - Largest Holdings

Ticker	%	Last Price	Currency
BIIB US	4.84%	300.92	USD
ICE US	4.49%	75.33	USD
MSFT US	4.39%	101.57	USD
TRMB US	4.30%	32.91	USD
FFIV US	4.28%	162.03	USD

## Historical Volatility Chart



## Sector



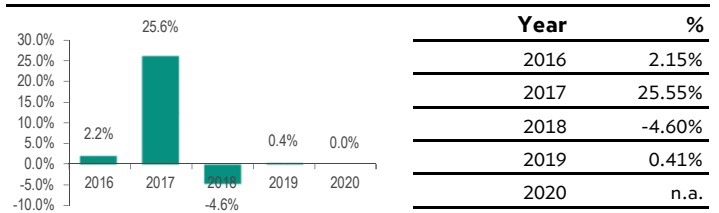
Financials	30.07%
Health Care	18.86%
Technology	18.75%
Consumer Discr.	14.17%
Industrials	9.07%
Other	4.24%
Others	4.85%

## 5 - Best Performing

(since inception)

Ticker	%	Last Price	Currency
PYPL US	102.87%	84.09	USD
MSFT US	77.41%	101.57	USD
ZTS US	58.79%	85.54	USD
ICE US	41.81%	75.33	USD
V US	30.74%	131.94	USD

## Calendar Year Performance



Year	%
2016	2.15%
2017	25.55%
2018	-4.60%
2019	0.41%
2020	n.a.

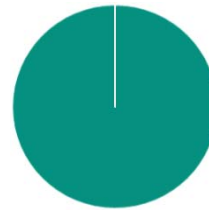
## Performance Outlier

Time	max. loss	Time	max. gain
1 month	-12.58%	1 month	8.38%
3 months	-19.68%	3 months	13.39%
1 year	-8.97%	1 year	32.90%

## Volatility

Time	Time
52 week low	52 week high
6.71%	29.72%

## Currency



USD	100.00%
-----	---------

## 5 - Worst Performing

(since inception)

Ticker	%	Last Price	Currency
CELG US	-43.57%	64.09	USD
AMP US	-37.01%	104.37	USD
SITE US	-32.33%	55.27	USD
SCHW US	-22.79%	41.53	USD
DFS US	-22.32%	58.98	USD

## Holdings

ISIN	Ticker	Name	Currency	Weight	Shs/Cert	Asset Class
US09062X1037	BIIB US	BIOGEN INC	USD	4.84%	0.019936	Equities
US45866F1049	ICE US	INTERCONTINENTAL EXCHANGE IN	USD	4.49%	0.073816	Equities
US5949181045	MSFT US	MICROSOFT CORP	USD	4.39%	0.053594	Equities
US8962391004	TRMB US	TRIMBLE INC	USD	4.30%	0.161946	Equities
US3156161024	FFIV US	F5 NETWORKS INC	USD	4.28%	0.032735	Equities
US33733E2037	FBT US	FIRST TRUST NYSE ARCA BIOTEC	USD	4.24%	0.042310	Equities
US7433151039	PGR US	PROGRESSIVE CORP	USD	4.20%	0.086267	Equities
US0258161092	AXP US	AMERICAN EXPRESS CO	USD	4.20%	0.054582	Equities
US9038453031	ULTA US	ULTA BEAUTY INC	USD	4.12%	0.020835	Equities
US02079K3059	GOOGL US	ALPHABET INC-CL A	USD	4.00%	0.004749	Equities
US8085131055	SCHW US	SCHWAB (CHARLES) CORP	USD	3.87%	0.115511	Equities
US69354M1080	PRAH US	PRA HEALTH SCIENCES INC	USD	3.81%	0.051399	Equities
US0995021062	BAH US	BOOZ ALLEN HAMILTON HOLDINGS	USD	3.77%	0.103586	Equities
US1510201049	CELG US	CELGENE CORP	USD	3.75%	0.072549	Equities
US92826C8394	V US	VISA INC-CLASS A SHARES	USD	3.69%	0.034662	Equities
US6153691059	MCO US	MOODY'S CORP	USD	3.69%	0.032648	Equities
US81761R1095	SERV US	SERVICEMASTER GLOBAL HOLDING	USD	3.69%	0.124403	Equities
US2166484020	COO US	COOPER COS INC/THE	USD	3.47%	0.016904	Equities
US70450Y1038	PYPL US	PAYPAL HOLDINGS INC	USD	3.44%	0.050638	Equities
US03076C1062	AMP US	AMERIPRISE FINANCIAL INC	USD	3.21%	0.038132	Equities
US2788651006	ECL US	ECOLAB INC	USD	3.21%	0.026989	Equities
US01609W1027	BABA US	ALIBABA GROUP HOLDING-SP ADR	USD	3.15%	0.028502	Equities
US98978V1035	ZTS US	ZOETIS INC	USD	2.99%	0.043251	Equities
US2547091080	DFS US	DISCOVER FINANCIAL SERVICES	USD	2.97%	0.062420	Equities
US82982L1035	SITE US	SITEONE LANDSCAPE SUPPLY INC	USD	2.63%	0.058943	Equities
US79466L3024	CRM US	SALESFORCE.COM INC	USD	2.62%	0.023712	Equities
US8318652091	AOS US	SMITH (A.O.) CORP	USD	2.14%	0.061998	Equities
Cash USD	USD	Cash USD	USD	0.84%	1.043024	Money Market

The content does not constitute a solicitation or offer and is indicative only.  
Please find important legal information at the end of this document.

## Important legal information

**This statement shall be deemed correct and approved unless the Bank receives written notification of disagreement within four weeks from the date of dispatch.**

This publication constitutes marketing material and is not the result of independent financial research. Therefore the legal requirements regarding the independence of financial research do not apply. The information and opinions expressed in this publication were produced by Bank Julius Baer & Co. Ltd., Zurich, as of the date of writing and are subject to change without notice. This publication is intended for information purposes only and does not constitute an offer, a recommendation or an invitation by, or on behalf of, Julius Baer to make any investments. Opinions and comments of the authors reflect their current views, but not necessarily of other Julius Baer entities or any other third party. Entities within the Julius Baer Group provide advice which is not considered 'independent' within the meaning given to that term by EU Directive 2014 / 65 / EU on markets in financial instruments (known as MiFID II). Services and/or products mentioned in this publication may not be suitable for all recipients (i.e. retail clients) and may not be available in all countries. Clients of Julius Baer are kindly requested to get in touch with the local Julius Baer entity in order to be informed about the services and/or products available in such country. This publication has been prepared without taking account of the objectives, financial situation or needs of any particular investor. Before entering into any transaction, investors should consider the suitability of the transaction to individual circumstances and objectives. Any investment or trading or other decision should only be made by the client after a thorough reading of the relevant product term sheet, subscription agreement, information memorandum, prospectus or other offering document relating to the issue of the securities or other financial instruments. Nothing in this publication constitutes investment, legal, accounting or tax advice, or a representation that any investment or strategy is suitable or appropriate for individual circumstances, or otherwise constitutes a personal recommendation for any specific investor. Julius Baer recommends that investors independently assess, with a professional advisor, the specific financial risks as well as legal, regulatory, credit, tax and accounting consequences. Past performance is not a reliable indicator of future results. Performance forecasts are not a reliable indicator of future performance. The investor may not get back the amount invested. Although the information and data herein are obtained from sources believed to be reliable, no representation is made that the information is accurate or complete. Bank Julius Baer & Co. Ltd., Zurich, its subsidiaries and affiliated companies do not accept liability for any loss arising from the use of this publication. This publication may only be distributed in countries where its distribution is legally permitted. This publication is not directed to any person in any jurisdiction where (by reason of that person's nationality, residence or otherwise) such publications are prohibited.

Bank Julius Baer & Co. Ltd., Zurich is authorised and regulated by the Swiss Financial Market Supervisory Authority FINMA, its subsidiaries and affiliated companies are duly licenced and regulated by the local authorities. This publication has not been reviewed or approved by any regulatory authority. Further information can be obtained from the local entity or be found at [www.juliusbaer.com](http://www.juliusbaer.com).

**Actively Managed Certificates (AMCs)** are complex financial products which involve a high degree of risk. They are intended exclusively for investors who have the knowledge and experience necessary to understand all risks and merits involved. AMCs are not comparable with conventional debts or equity securities and will not be covered by any financial compensation or insurance scheme. In particular, the AMC does not constitute a participation in a collective investment scheme. It constitutes a direct, unconditional, unsecured and unsubordinated obligation of the issuer. The product's value is not only dependent on the development of the underlying(s), but also on the credit-worthiness of the issuer. As AMCs may be denominated in another currency than the one of the investor's home member state, fluctuations in exchange rates may adversely affect the market value of the product. AMCs were not registered with the local regulator and are not publicly distributable outside of Switzerland. Not all the risks and merits associated with an AMC can be disclosed in this publication. Therefore, potential investors should consult the entire product documentation related to the specific issuance before making any investment decision. The documentation can be obtained free of charge from your relationship manager or be requested at [derivatives@juliusbaer.com](mailto:derivatives@juliusbaer.com). Bank Julius Baer & Co. Ltd. makes no representation as to the suitability or appropriateness of the product for any particular investor.

**United States:** NEITHER THIS PUBLICATION NOR ANY COPY THEREOF MAY BE SENT, TAKEN INTO OR DISTRIBUTED IN THE UNITED STATES OR TO ANY US PERSON.

This publication may contain information obtained from third parties, including ratings from rating agencies such as Standard & Poor's, Moody's, Fitch and other similar rating agencies. Reproduction and distribution of third-party content in any form is prohibited except with the prior written permission of the related third-party. Third-party content providers do not guarantee the accuracy, completeness, timeliness or availability of any information, including ratings, and are not responsible for any errors or omissions (negligent or otherwise), regardless of the cause, or for the results obtained from the use of such content. Third-party content providers give no express or implied warranties, including, but not limited to, any warranties of merchantability or fitness for a particular purpose or use. Third-party content providers shall not be liable for any direct, indirect, incidental, exemplary, compensatory, punitive, special or consequential damages, costs, expenses, legal fees, or losses (including lost income or profits and opportunity costs) in connection with any use of their content, including ratings. Credit ratings are statements of opinions and are not statements of fact or recommendations to purchase, hold or sell securities. They do not address the market value of securities or the suitability of securities for investment purposes, and should not be relied on as investment advice.